

Payment methods

These instructions assist you to pay for the parcels ordered in the Haldorado Webshop. You have already select payment method when you placed the order. Possible payment methods:

- cash on delivery,
- pay by credit card or via PayPal.

Change payment method

If you would like to change the payment method after you placed your order, please contact Haldorado customer service by means of the known connections: [Company information](#).

After you have placed your order – and afterwards the customer service contact you if this was necessary – the Haldorado Webshop will get ready the parcel at the store and send notification e-mail when it is completely ready. Then you can pay for your order.

Pay by cash on delivery

The parcel you ordered will be handed over soon to the GLS delivery service to ship. You have to pay for the parcel in cash to the employee of the delivery service.

Payment by credit card or via PayPal account

1st step: initiation of payment

You have to pay for the got ready parcel by beforehand payment. Please open your order data page with clicking the "Click here to pay for your parcel" link in the notification e-mail or from your orders page at the Haldorado Fishing Portal.

At the order summary page click the button below:



2nd step: credit card or PayPal account?

Now in your browser the PayPal page is displayed on, which you reach through a secure, encrypted Internet connection.

PayPal

PayPal is the most popular and most widely used e-commerce international, financial services company.

Is the connection secure?

Make sure that in the browser address bar the PayPal site URL starts with **https://** appearing! The **https** means that you reach the site through an encrypted connection so you should count on your transaction will secure.


Here you can review your order and you have got the options to pay by credit card or via PayPal account:

Data of your order

Haldorádó horgászportál

English

[megrendelés] Total with Shipping: xx,xxx HUF

PayPal is the safer, easier way to pay 


PayPal securely processes payments for **Haldorádó horgászportál's Store**. You can finish paying in a few clicks.

Pay by credit card

Why use PayPal?

- Use your credit card online without exposing your card number to merchants.
- Speed through checkout. No need to enter your card number or address.

Don't have a PayPal account?
Use your credit card or bank account (where available).
[Continue](#)



Pay via PayPal account

LOG IN TO PAYPAL

Email:

Password:


[Log In](#)

[Forgot email or password?](#)

PayPal. Safer. Simpler. Smarter.

For more information, see our [Privacy Policy](#), [User Agreement](#) and [Key Payment and Service Information](#).

Copyright © 1999-2010 PayPal. All rights reserved.



You can see the order details at the top of the page, underneath you can initiate payment by credit card on the left side and via PayPal account on the right.

We carry on with the steps of the payment by credit card.




Payment via PayPal account

If you have a PayPal account already, you may pay the usual way: log in at the right side then pay from your account or by your credit card! You may find more assistance in the PayPal Help.

For pay by credit card click the link marked with a circle!

3rd step: enter credit card data

On the next page you can enter your credit card data:

Country:	<input type="text" value="Hungary"/>
Card Number:	<input type="text"/>
Payment Type	  
Expiration Date:	<input type="text" value="HH"/> / <input type="text" value="ÉÉ"/> CSC: <input type="text"/> What's this?
First Name:	<input type="text"/>
Last Name:	<input type="text"/>
Billing Address Line 1:	<input type="text"/>
Billing Address Line 2: (optional)	<input type="text"/>
City:	<input type="text"/>
State / Province / Region:	<input type="text"/>
Postal Code:	<input type="text"/>
Home Telephone:	<input type="text"/>
Email:	<input type="text"/>

For more information about PayPal, please read our [Key Payment and Service Information](#).

[Review Order and Continue](#)

At the "Expiration Date" you have to enter the expiration date of your credit card expressed in month in the HH and the year in the ÉÉ checkbox. To the "CSC" checkbox you have to type the security code can be found on the back of your credit card. The security code is the last 3 digits of the sequence in the signature box:



Complete the form then click below the "Review Order and Continue" button!

4th step: *payment review*

Now in the "Review your payment" page is displayed on, where – as the last step before the actual payment – all data of the order can be seen. If you find all data correct click on the "Pay Now" button at the bottom of the page!

5th step: *payment confirmation*

If the payment is made, a page will appear starting with "First name, thank you for your payment", which confirm the payment transaction has been completed.

For a possible future reference please note the transaction ID code that is shown after "Transaction ID" or you should print the page(s) that can be opened through the "View Printable Receipt" link!

Click the "Return to..." button to get back to the Haldorado Fishing Portal.

The store of the Haldorado Fishing Portal will be automatically notified as the successful payment by credit card or via PayPal has happened and the employees of the store will hand over the already get ready parcel to the delivery service as soon as possible.

You have questions? Stuck?

Send an e-mail to horgaszbolt@haldorado.hu, we help with pleasure! If you stuck at the PayPal site or maybe you do not understand the information right now, just copy and paste it an e-mail and send it to us!

To translate the English text Google's online translator may be useful:

<http://translate.google.com/>